

Republic of the Philippines
BALAMBAN WATER DISTRICT
 Statement of Financial Position
 as of December 31, 2015
 (with Comparative Figures for CY 2014)

	Note	2015		2014		Increase/(Decrease)
ASSETS						
Current Assets						
Cash and Cash Equivalents	P	2,741,868.76	P	1,908,305.86	P	833,562.90
Receivables - net		3,552,993.62		3,764,745.20		(211,751.58)
Inventories		1,782,702.30		1,669,204.54		113,497.76
Prepayments		362,827.42		352,554.39		10,273.03
Total Current Assets		8,440,392.10		7,694,809.99		745,582.11
Non Current Assets						
Property, Plant & Equipment - net		223,861,245.21		224,229,169.62		(367,924.41)
Other Assets		1,055,662.93		788,471.97		267,190.96
Total Non Current Assets		224,916,908.14		225,017,641.59		(100,733.45)
TOTAL ASSETS		233,357,300.24		232,712,451.58		644,848.66
LIABILITIES AND EQUITY						
Current Liabilities						
Accounts Payable		115,081.24		4,075.04		111,006.20
Inter-Agency Payables		291,925.95		365,163.59		(73,237.64)
Other Liability Accounts		204,114.59		196,433.26		7,681.33
Current Portion of Long-term Debt		1,066,899.54		43,582,636.37		(42,515,736.83)
Loan Penalty Payable		13,324,670.95		6,444,231.00		6,880,439.95
Total Current Liabilities		15,002,692.27		50,592,539.26		(35,589,846.99)
Non Current Liabilities						
Loans Payable		166,164,793.24		126,660,928.38		39,503,864.86
Deferred Credits		237,560.16		237,560.16		-
Total Non Current Liabilities		166,402,353.40		126,898,488.54		39,503,864.86
Total Liabilities		181,405,045.67		177,491,027.80		3,914,017.87
Equity						
Donated Capital		8,569,063.08		8,569,063.08		-
Government Equity, Beginning		8,577,516.77		8,577,516.77		-
Retained Earnings		34,805,674.72		38,074,843.93		(3,269,169.21)
Total Equity		51,952,254.57		55,221,423.78		(3,269,169.21)
TOTAL LIABILITIES AND EQUITY	P	233,357,300.24	P	232,712,451.58	P	644,848.66

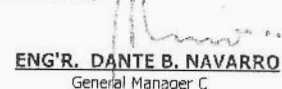
Prepared by:


LUCIA G. MELGAR
 Corporate Budget Specialist A

Approved by:


MR. ISIDRO S. ENUMERABLES
 Commercial and Fin Division Manager

Noted by:


ENG'R. DANTE B. NAVARRO
 General Manager C


Republic of the Philippines
BALAMBAN WATER DISTRICT
 Statement of Cash Flow
 For the year ended December 31, 2015
 (With Comparative Figures for CY 2014)

	Note	2015	2014	Increase/(Decrease)
Cash Flows from Operating Activities				
Cash Inflows :				
Collection of Water Bills and Other Receipts	P	43,667,058.98	P 39,703,436.04	P 3,963,622.84
Interest Income		16,736.61	8,292.53	8,444.08
Total Cash Inflows	P	43,683,795.59	P 39,711,728.57	P 3,972,067.02
Cash Outflows :				
Payment of Personal Services		10,010,365.81	8,907,727.09	1,102,638.72
Payment of Maintenance and Other Operating Expenses		19,284,065.89	15,798,858.07	3,485,207.82
Payment of Loans and Other Payables (includes remittances -GSIS, Philhealth, Pag-ibig and W/holding Taxes)		10,398,393.62	5,345,118.57	5,053,275.05
Total Cash Outflows	P	39,692,825.32	P 30,051,703.73	P 9,641,121.59
Total Cash provided (used) by Operating Activities	P	3,990,970.27	P 9,660,024.84	P (5,669,054.57)
Cash Flows from Investing Activities:				
Cash Inflows				
Total Cash Inflows	P	-	P -	P -
Cash Outflows :				
Land		1,650,000.00	511,757.95	1,138,242.05
Construction in Progress		406,486.83	8,770,207.69	(8,363,720.86)
Other Property and Equipment		1,100,920.54	911,904.12	189,016.42
Total Cash Outflows	P	3,157,407.37	P 10,193,869.76	P (7,036,462.39)
Total Cash Provided (Used) by Investing Activities	P	(3,157,407.37)	P (10,193,869.76)	P 7,036,462.39
Cash flows from Financing Activities				
Cash Inflows:				
Proceeds from Borrowings		-	-	-
Cash Outflows:				
Cash payment of interest on loans payable/bank charges		-	-	-
Total Cash Used in Financing Activities		-	-	-
Net Cash Flow	P	833,562.90	P (533,844.92)	P 1,367,407.82
Cash and Cash Equivalents, beginning		1,908,305.86	2,442,150.78	(533,844.92)
Cash and Cash Equivalents, ending	P	2,741,868.76	P 1,908,305.86	P 833,562.90

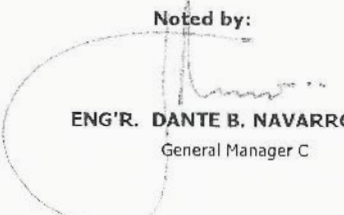
Prepared by:


LUCIA G. MELGAR
 Corporate Budget Specialist A

Approved by:


MR. ISIDRO S. ENUMERABLES
 Commercial and Finance Division Manager

Noted by:


ENG'R. DANTE B. NAVARRO
 General Manager C

Republic of the Philippines
BALAMBAN WATER DISTRICT
 Statement of Comprehensive Income
 For the year ended December 31, 2015
 (with Comparative Figures for CY 2014)

	Note	2015	2014	Increase/(Decrease)
Income				
Generation, Transmission and Dist. Income	P	39,075,164.42	P 35,651,260.35	P 3,423,904.07
Fines and Penalties- Service Income		1,236,773.11	1,019,648.35	217,124.76
Other Income				
Interest Income		9,770.66	8,292.53	1,478.13
Other Business and Service Income		1,787,157.43	1,683,018.74	104,138.69
Other Gains		278,220.00	296,626.55	(18,406.55)
Total Income from Operations	P	42,387,085.62	P 38,658,846.52	P 3,728,239.10
Expenses				
Personal Services		14,462,136.29	12,712,874.06	1,749,262.23
Maintenance and Other Operating Expenses		24,309,734.19	18,872,162.79	5,437,571.40
Total Expenses		38,771,870.48	31,585,036.85	7,186,833.63
Net Income Before Interest and Financial Expenses		3,615,215.14	7,073,809.67	(3,458,594.53)
Interest Expenses				
Loan Penalty Expenses		6,880,439.95	5,140,971.99	1,739,467.96
Other Financial Charges		8,944.40	6,421.50	2,522.90
Net Income	P	(3,274,169.21)	P 1,926,416.18	P (5,200,585.39)

Prepared by:


LUCIA G. MELGAR
 Corporate Budget Specialist A

Approved by:


MR. ISIDRO S. ENUMERABLES
 Commercial and Fin. Division Manager

Noted by:


ENG'R. DANTE B. NAVARRO
 General Manager C

BALAMBAN WATER DISTRICT
Statement of Changes in Equity
For the year ended December 31, 2015

		GOVERNMENT EQUITY	DONATED CAPITAL		EQUITY/CAPITAL RESERVE		RETAINED EARNINGS		TOTAL	
Balance - January 1, 2014	P	8,161,843.13	P	8,569,063.08	P	415,673.64	P	38,074,843.93	P	55,221,423.78
Add/(Deduct):										
Prior Period Adjustments										-
Donated Capital										-
Net income for the period										-
Balances - December 31, 2014	P	8,161,843.13	P	8,569,063.08	P	415,673.64	P	38,074,843.93	P	55,221,423.78

		GOVERNMENT EQUITY	DONATED CAPITAL		EQUITY/CAPITAL RESERVE		RETAINED EARNINGS		TOTAL	
Balance - January 1, 2015	P	8,161,843.13	P	8,569,063.08	P	415,673.64	P	38,074,843.93	P	55,221,423.78
Add/(Deduct):										
Prior Period Adjustments							5,000.00			5,000.00
Donated Capital										0.00
Net income for the period							(3,274,169.21)			(3,274,169.21)
Balances - December 31, 2015	P	8,161,843.13	P	8,569,063.08	P	415,673.64	P	34,805,674.72	P	51,952,254.57


Prepared by:


LUCIA G. MELGAR
Corporate Budget Specialist A

Approved by:


MR. ISIDRO S. ENUMERABLES
Commercial and Fin Division Manager

Noted by:


ENG'R. DANTE B. NAVARRO
General Manager C